



MAPLE RIDGE
MUSEUM


& COMMUNITY ARCHIVES

Heritage Detectives

**Plant Life
Edition**

Let's Bee Friends

Can you help Bumble the bee pollinate all these bee friendly plants and return home to his hive?



Native or Invasive?

Decide if these plants are native or invasive in Maple Ridge by drawing a line between the plants and their status.


Pacific Bleeding Heart



Sword Fern



Western Red Cedar



Purple Loosestrife



Himalayan Blackberry



Native

Plants that occur naturally in Maple Ridge

Salmonberry



Creeping Buttercup



Common Periwinkle



Invasive

Plants that do not occur naturally in Maple Ridge*


Pacific Dogwood



Japanese Knotweed



Aster



Woolly Sunflower




False Azalea



*It is important to note that certain invasive species can harm native plants, animals and ecosystems (communities of plants and animals that interact with each other and with their environment).

Plantlife Crossword



Created using the Crossword Maker on TheTeachersCorner.net

Across

2. The thing that bees collect from flowers
4. The part of a plant that is underground
6. The plants of a particular region
9. A young tree
11. The study of plants
12. _____ rainforest. The type of region Maple Ridge is found in
14. The part of a plant that supports it and carries water and nutrients
16. Chlorophyll gives plants their _____
18. The provincial flower of British Columbia
19. A community of plants and animals that interact with each other and with their environment

Down

1. A fir or a pine tree has _____, not leaves
3. The uppermost trees or branches in a forest
5. The 'stem' of a tree
7. A type of invasive berry found in Maple Ridge
8. _____ fern. A native plant found in Maple Ridge
10. Plants/animals that are naturally found in an area
13. The type of tree that is green throughout the year
14. The source of most of a plant's energy
15. A type of plant that often covers the ground in dense clumps
17. Flowers grow from _____

Plant Scavenger Hunt

How many of these plants can you find around Maple Ridge?




Sword Ferns

☐

Blackberries

☐


Sunflowers

☐

Salmonberries

☐

Lavendar

☐

Asters

☐

Daisies

☐

Hydrangeas

☐

Bleeding Hearts

☐

Apple Trees

☐

Mint

☐

Cedar Trees

☐

Planting a Garden

Can you help plant the garden below by cutting out the plants and fitting them into the grid?

